



Decora

INSPIRED DESIGN

INDIVIDUALITY IS EVERYTHING.

Decorá

EXPRESS YOUR PERSONAL STYLE

Your home is the ultimate expression of your personal style. From subtle nuances to statement-making details, you've got a signature look that's all your own, and Decorá can bring it to life. We produce the very best in premium cabinetry for the kitchen, bath, home office and other rooms of your home. With roots established in one of the nation's earliest fine furniture building capitals, our heritage in craftsmanship runs deep. Our Midwestern sensibilities are apparent in the sturdiness of our construction and the exceptional quality of our finish. With a selection of door styles ranging from contemporary to traditional, an unparalleled palette of stains and custom paints, a large assortment of luxury storage solutions and a multitude of custom capabilities, you and your Decorá designer have all that's needed to dream up a design that embodies your unique style.



KITCHENS

On trend, yet timeless. Hard working, yet elegant. Accessible, authentic and all about you. Your kitchen should represent an open invitation to enjoy the moment. Whether savoring the calm while gathering your thoughts over a cup of coffee, or referencing a blog while doing prep work for your next gourmet gathering, your kitchen should be a place where you love to spend time. Choose Decorá, and create a space that embodies all you find beautiful and that functions easily in accordance with your natural work flow.



RUSSELL
Maple Silvermist



PLAZA
Cherry Cabana

PRESCOTT
Cherry Swift



Perhaps you want to cultivate more serenity in your home? Sidle up to Mother Nature and let inspiration flow from her. Her soothing, soulful wood grain is enhanced with Decorá's pretty and peaceful semi-translucent finishes. Another calming influence is a niche, pantry or concealed area where a kitchen's messy work can take place. Designers laud these options for open concept living areas to reduce the amount of clutter that is visible, increasing the comfort and enjoyment of the living area.



PLAZA
Cherry Cabana

PRESCOTT
Cherry Swift



MARQUIS
Maple Sherwin-Williams® Seaworthy



Spin the color wheel for the hue that says YOU, while delighting in details that put the "fun" in functional. Decorá offers handy helpers designed to please, making sure that practicality leads an oh-so-beautiful presence.



MARQUIS
Maple Sherwin-Williams® Seaworthy



RUSSELL
Maple Eva and Lyrical



MARQUIS
Walnut Gunny

SLOAN
Maple Jet



Statement-making walnut marks the perfect balance between timeless and trendy. Definitive grain patterns pair perfectly with accents of black, punctuated by brushed brass—and that’s just on the outside! Looking inside proves that beauty really is more than skin deep—modern conveniences ensure that cabinetry interiors work hard for easier living.



MARQUIS
Walnut Gunny
SLOAN
Maple Jet



MARQUIS
Maple Interesting Aqua



MARQUIS
Maple Interesting Aqua



PRESCOTT
Beaded Inset : Maple White



Beauty balanced with function is the ultimate luxury. Here, high functionality and sophisticated style are inseparable. With just enough detail to suggest refinement and gentle color accents, this kitchen and accompanying locker area represent style longevity. Thoughtful, customized storage features, built-in niches and generous moulding complement the inset style perfectly.



PRESCOTT
Beaded Inset : Maple White



DALADIER

Maple Custom Color (*Laundry*)
Maple Sherwin-Williams® Mineral Deposit (*Main Kitchen*)
Maple Sherwin-Williams® Garden Spot (*Bookcase*)
Maple White (*Hutch and Bench*)

Courtesy of Better Homes and Gardens



DALADIER

- Maple Custom Color (Laundry)
- Maple Sherwin-Williams® Mineral Deposit (Main Kitchen)
- Maple Sherwin-Williams® Garden Spot (Bookcase)
- Maple White (Hutch and Bench)

Courtesy of Better Homes and Gardens



The only rule? Create a look you'll love. With that thought as your guiding principle, throw convention to the side. Thinking of two cabinet colors in the kitchen? How about three? This space starts with the relatively neutral Sherwin-Williams® Mineral Deposit paint color and pairs it with timelessly appealing white. Splashes of green combined with tastefully playful fabric choices bring the space to life.



HOME OFFICES

No longer are home offices an afterthought. Now as essential as a kitchen and bath, your home office is an opportunity to elevate your work life. Inspire productivity and ensure comfort by tapping into the power of Decorá Cabinetry, customized for your space, your working style and your preferences. This is power you never had in cubicleland. Choose a calm palette for focused work, an energizing palette to spark brainstorming, or a combination that favors your left brain/ right brain talents. Your Decorá designer can assist in selecting organizational features that keep you on-task and ready to take on the day.



DELLA
Cherry Iron Slate

HASKINS
Cherry Iron Slate
Maple Fog
Maple Grays Harbor



DELLA
Cherry Iron Slate

HASKINS
Cherry Iron Slate
Maple Fog
Maple Grays Harbor



For a home office that works as hard as you do, recruit simple but powerful organization aids from the kitchen. An appliance garage will conceal office supplies from Zoom cohorts yet keep them within arm's reach. Your reading glasses, favorite pens and notepads will be safe and accessible in a cutlery divider. Finally, a great executive decision is dedicating a drawer to charging devices. All in a day's work!





THEA
Maple Cozy

BATHS & MORE

Consider creating stylish personal retreats and functional areas of purpose throughout your home with sophisticated, custom solutions from Decorá. Selecting the perfect door style, a beautiful finish, and crafting the right design is an integral step in assuring that every space contributes to your truly comfortable, organized, well-met home.



ARTISAN
Maple Mount Etna



MARQUIS
Cherry Teaberry

Decorá

DOOR STYLES, FINISHES & MORE

Though we proudly craft our cabinetry right here in Indiana, our style research and color trend analyses are gathered with a global perspective in mind. We offer a broad, beautiful palette of colors representing an entire spectrum of wood tones and glazes that echo trends from around the world. Mindful of your investment dollar, our style sights are set on the long term appeal, quality and performance that you desire. You'll love where Decorá will take you.



Classic Revival Corbel in Cherry Cliff Espresso

DOOR STYLES

Available In:
 C Cherry Q Quartersawn Oak
 D MDF R Rustic Alder
 M Maple W Walnut
 O Oak

FULL OVERLAY



Airedale
C M O O R W



Artisan*
C M O O R W



Artisan*
5-Piece Drawer Front Option
C M O O R W



NEW!
Cassandra*
C M O O R W



NEW!
Cassandra*
5-Piece Flat Drawer Front Option
C M O O R W



NEW!
Cormac
C M O O R W




Daladier
C M O O R W



Daladier
Slab Drawer Front Option
C M O O R W



Davenport
C M W



Della
C D M O O W



NEW!
Fredric
C M O O R W



Galleria
C M O O R W



Harmony*
C M O O R W



Harmony*
Slab Drawer Front Option
C M O O R W



Haskins*
C M O O R W



Haskins*
Slab Drawer Front Option
C M O O R W



NEW!
Kace*
C M O O R W



NEW!
Kace*
5-Piece Drawer Front Option
C M O O R W



NEW!
Kaylee*
C M O O R W



NEW!
Kaylee*
5-Piece Drawer Front Option
C M O O R W



Leyden
C M W



Marquis*
C M O O R W



NEW!
Melody
C M O O R W



NEW!
Melody
Slab Drawer Front Option
C M O O R W



NEW!
Plano*
C M O O R W



NEW!
Plano*
5-Piece Drawer Front Option
C M O O R W



Plaza*
C M O O R W



Plaza*
5-Piece Flat Drawer Front Option
C M O O R W



Plaza*
5-Piece Raised Drawer Front Option
C M O O R W



Prescott*
C M O O R W

When Maple Opaque or Painted finishes (Decorá Color Collection, Sherwin-Williams, Custom Color, or Brushed Technique) are specified, the center panels of the selected style may be constructed of Medium Density Fiberboard (MDF). MDF provides a smoother finish when painted, and is more resistant to warping, expansion, and contraction.

*Style available in multiple outside profiles.
 For an interactive door style and finish selection guide, visit decoracabinets.com/products

DOOR STYLES

FULL OVERLAY



Prescott*
Slab Drawer Front Option
C M O Q R W



Russell
C M O R W



Russell
Slab Drawer Front Option
C M O R W



Simsbury*
C M O Q R W



Sloan*
C M O Q R W



Sloan*
5-Piece Drawer Front Option
C M O Q R W



Tala*
C M O Q R W



Tala*
Slab Drawer Front Option
C M O Q R W



Thea*
C M O Q R W



Thea*
5-Piece Drawer Front Option
C M O Q R W



Yardley*
C M O Q R W



Yardley*
Slab Drawer Front Option
C M O Q R W

Available In:
 Cherry Quartersawn Oak
 MDF Rustic Alder
 Maple Walnut
 Oak

DOOR PROFILES



Profile #01



Profile #04



Profile #07



Profile #10



Profile #12**



Profile #17



Profile #18

When Maple Opaque or Painted finishes (Decorá Color Collection, Sherwin-Williams, Custom Color, or Brushed Technique) are specified, the center panels of the selected style may be constructed of Medium Density Fiberboard (MDF). MDF provides a smoother finish when painted, and is more resistant to warping, expansion, and contraction.

*Style available in multiple outside profiles. **Profile available on Harmony, Artisan, Airedale, and Daladier. For an interactive door style and finish selection guide, visit decoracabinets.com/products

INSET DOOR STYLES

Available In:

- C Cherry
- D MDF
- M Maple
- O Oak
- Q Quartersawn Oak
- R Rustic Alder
- W Walnut

BEADED & NON-BEADED INSET*



Della
D



Harmony ◊
CMOQRW



Harmony ◊
 Slab Drawer Front Option
CMOQRW



Haskins ◊
CMOQRW



Haskins ◊
 Slab Drawer Front Option
CMOQRW



Plano ◊
CMOQRW



Plano ◊
 5-Piece Drawer Front Option
CMOQRW




Plaza ◊+
CMOQRW



Prescott ◊
CMOQRW



Prescott ◊
 Slab Drawer Front Option
CMOQRW



Simsbury ◊
CMOQRW



Thea ◊
CMOQRW



Thea ◊
 5-Piece Drawer Front Option
CMOQRW




Yardley ◊◊
CMOQRW

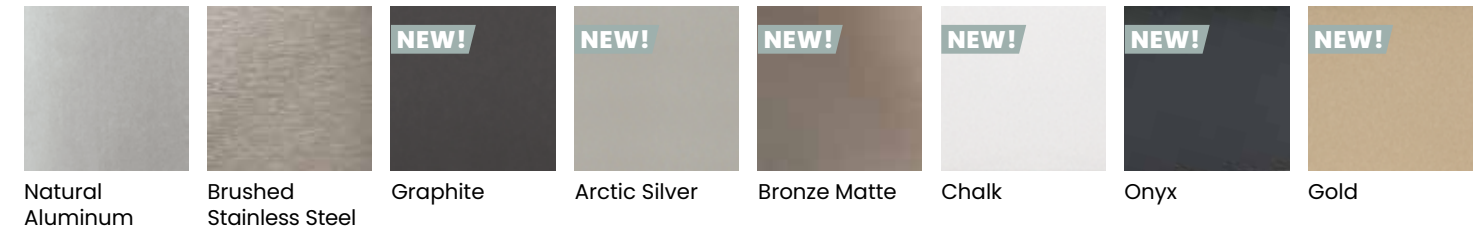
All doors shown in Chantille

- * Beaded (left door) & Non-beaded (right door)
- ◊ Style available in multiple outside profiles
- + Also available with 5-piece drawer front
- ◊ Also available with slab drawer front

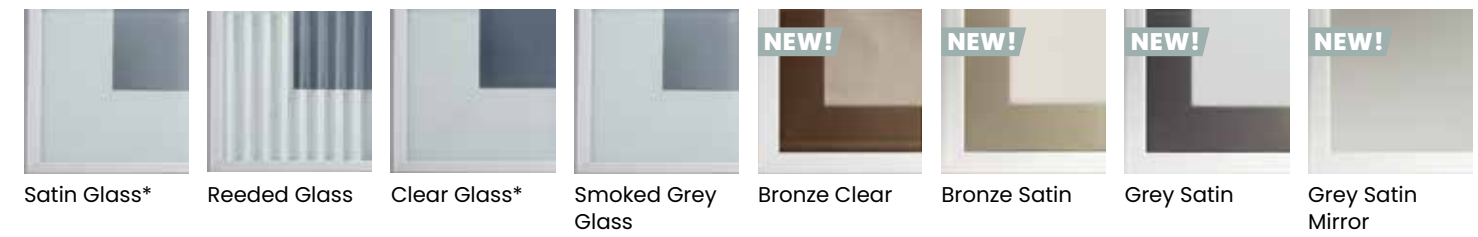
ALUMINUM FRAME DOORS



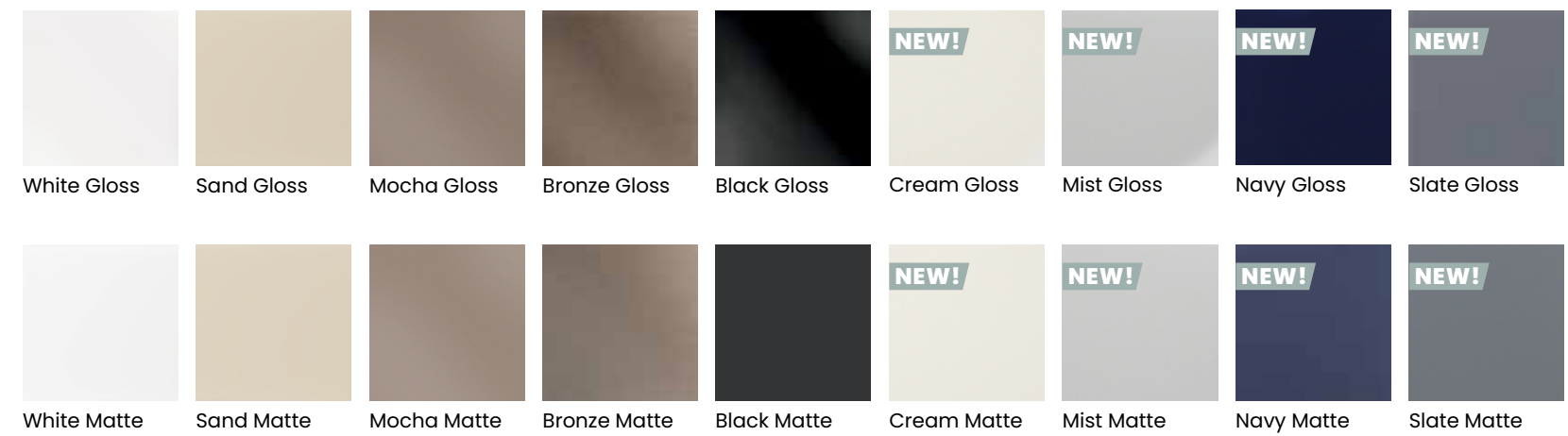
FRAME FINISHES



STANDARD GLASS INSERTS




BACK PAINTED GLASS INSERTS



FRAME STYLES



HIGH GLOSS PARAPAN® INSERTS



*Low iron option available.

Finish names represent the look of the finish and not the actual material substrate. Talk to your designer for details.

COLOR EVOLUTION


COLOR COLLECTION PAINTS*



*Available on Maple, MDF, Oak and Quartersawn Oak paints.

SHERWIN-WILLIAMS®

More than 2000 paint colors are available from the Sherwin-Williams® palette to enhance your Maple, MDF, Oak or Quartersawn Oak door. You are sure to find a color that is beyond ordinary! Add Black, Coffee, Espresso, Gunmetal, Pewter, Platinum or Twilight highlight. For subtle texture and maximum impact, consider Brushed Onyx, Brushed Pavestone and Brushed Saddle. Please see your designer for details and exclusions.



CUSTOM COLOR

Available on Maple, MDF, Oak and Quartersawn Oak door styles, Decorá offers the ultimate in flexibility with our Custom Color paint program. Regardless of your inspiration, We can match most paint fan deck colors. Choose to add Black, Coffee, Espresso, Gunmetal, Pewter, Platinum or Twilight highlight or layer Brushed Onyx, Brushed Pavestone or Brushed Saddle finish for maximum color interest. Please see your designer for details and exclusions.



STAIN FINISHES

CHERRY



Natural Wheatfield Shetland Suede Pheasant Fennec Mink



Cliff Fog Gunny Cello Kindling Antelope Shadow Craggy Peak



Sepia Bombay Coyote Teaberry Sumatra

GLAZES



Natural
Coffee

HIGHLIGHTS*



Coffee Espresso

Highlights shown on Natural.

Available on Antelope, Bombay, Cello, Cliff, Coyote, Craggy Peak, Fennec, Fog, Gunny, Kindling, Mink, Natural, Pheasant, Sepia, Shadow, Shetland, Suede, Sumatra, Teaberry and Wheatfield.

SEMI-TRANSLUCENT FINISHES



Cabana Angora Mohair Swift Iron Slate

SPECIALTY FINISHES



Amber
Luminaire

*Not available on Marquis or Della

MAPLE



Natural Wheatfield Pheasant Suede Shetland Fennec



Fog Gunny Cello Kindling Antelope Shadow Craggy Peak



Sepia Bombay Coyote Sumatra Teaberry

GLAZES



Natural
Coffee

HIGHLIGHTS*



Coffee Espresso

Highlights shown on Natural.


Available on Antelope, Bombay, Cello, Coyote, Craggy Peak, Fennec, Fog, Gunny, Kindling, Natural, Pheasant, Sepia, Shadow, Shetland, Suede, Sumatra, Teaberry and Wheatfield.

SEMI-TRANSLUCENT FINISHES



Angora Iron Slate

SPECIALTY FINISHES




Turquoise Rust Weathered Jet*

STAIN FINISHES

OAK & QUARTERSAWN OAK



Natural Wheatfield Pheasant Shetland Suede Fennec



Cliff Fog Gunny Cello Kindling Antelope Shadow



Sepia Craggy Peak Coyote Bombay Teaberry Sumatra

SEMI-TRANSLUCENT FINISHES



Cabana Angora Mohair Swift

SPECIALTY FINISHES



Turquoise Rust

RUSTIC ALDER



Natural Wheatfield Pheasant Fennec Shetland Suede Cello Mink



Fog Gunny Cliff Kindling Shadow Antelope Craggy Peak



Sepia Bombay Coyote Teaberry Sumatra

GLAZES



Natural Coffee

HIGHLIGHTS*



Coffee Espresso

Highlights shown on Natural.

Available on Antelope, Bombay, Cello, Cliff, Coyote, Craggy Peak, Fennec, Fog, Gunny, Kindling, Mink, Natural, Pheasant, Sepia, Shadow, Shetland, Suede, Sumatra, Teaberry and Wheatfield.

SEMI-TRANSLUCENT FINISHES



Cabana Angora Mohair Swift

SPECIALTY FINISHES




Amber Luminaire


*Not available on Marquis or Della

STAIN FINISHES

WALNUT



GLAZES




Highlights shown on Natural.
Available on Antelope, Bombay, Cliff, Coyote, Craggy Peak, Fennec, Gunny, Kindling, Mink, Natural, Pheasant, Sepia, Shadow, Shetland, Suede, Sumatra, Teaberry and Wheatfield.

SEMI-TRANSLUCENT FINISHES



SPECIALTY FINISHES



SEMI-TRANSLUCENT FINISHES

Unique to Decorá, our semi-translucent finishes have a distinct opacity, that, when paired with wood grain, adds a rich, effortless dimension to your home. Available on Cherry, Maple, Oak, Quartersawn Oak, Rustic Alder and Walnut, the palette offers hues from soft Cabana to elegant Mohair to bold Iron Slate, each singular in its statement, or complementary to other stains and paints.



SPECIALTY FINISHES

Wood is an expressive medium, and each of our Specialty Finishes elevates its gifts. Technique and color are applied in a thoughtful, measured manner to achieve specific looks. While Turquoise Rust offers a refined rustic style, the Amber Luminaire finish refreshes a classic style. Your Decorá designer can guide you through the available Specialty Finishes, so you can stay true to your vision.




FINISHING TECHNIQUES

HIGHLIGHTING OPTIONS FOR PAINTS

Gunmetal, Pewter, Twilight, Coffee, Espresso, and Platinum Highlights are available on all Maple and MDF Painted product. Black Highlight is available on all Maple and MDF Painted product with the exception of Jet. Please see designer for details and exclusions.

When Maple Painted finishes (Decorá Color Collection, Sherwin-Williams, Custom Color, or Brushed Technique) are specified, the center panels of the selected style may be constructed of Medium Density Fiberboard (MDF). MDF provides a smoother finish when painted, and is more resistant to warping, expansion, and contraction. Highlighting not available on Marquis or Della door styles.



Maple Chantille with Black Highlight and Maple Chantille with Pewter Highlight

BRUSHED FINISHES

Brushed Onyx, Brushed Pavestone, and Brushed Saddle: three hand-applied, luxuriously translucent finishes to layer over any Maple or MDF paint. Choose to pair them with paints in our Color Collection, the entire Sherwin-Williams® palette, or any custom color under the sun, for a completely personalized look that accentuates the fine craftsmanship found in every Decorá cabinet.


Glazed and brushed examples are shown on Chantille. Brushed finishes are not available with highlighting.



Brushed Onyx

HIGHLIGHTING OPTIONS FOR STAINS

Coffee and Espresso Highlights are applied by hand to a wide variety of stains and wood types, bringing focus to the door and drawer profile details. See your designer for style, wood type and finish availability.



Maple Suede with Espresso Highlight

CERUSE FINISHES

Adding depth and dimension to Oak, Quartersawn Oak and Walnut, Ceruse finishes are available in two colorways. Fresco, a gray wash, and Relic, a black wash, are available on Cliff, Gunny and Kindling stains. Ceruse finishes feature a matte sheen, similar to furniture styling.



Quartersawn Oak Gunny Fresco, Gunny Relic, Cliff Fresco and Kindling Relic

FINISHING TECHNIQUES

SHEEN OPTIONS

A choice in sheen can significantly alter the appearance of a door, especially those finished with medium to dark paints and stains where matte finishes are more noticeable. We have paired a Standard Sheen (top) with our Matte Sheen (bottom) to illustrate the difference. Matte Sheen is available on all paints and stains - talk to your designer about the possibilities.



Standard Sheen (top) v. Matte Sheen (bottom)
Shown left to right on Maple Stamped Concrete, Cherry Fog, Maple Retreat, Cherry Gunny and Maple Kindling

SPECKLING

Speckling is an artistic technique consisting of random spattering of small, black spots, that vary slightly in size. Expect these spots to be clustered or spread out across the surface of the product. The intentionally random application lends a sense of age and depth to the finish, resulting in a truly authentic, furniture-like aesthetic.

Available stains include: Amber Luminaire, Angora, Antelope, Bombay, Cabana, Cliff, Coyote, Craggy Peak, Fennec, Fog, Gunny, Kindling, Mink, Mohair, Natural, Natural Coffee, Pheasant, Sepia, Shadow, Shetland, Suede, Sumatra, Swift, Teaberry and Wheatfield. Not available with Reserve, Reserve Plus, Vintage, Vintage Plus, or Brushed Finishes.




Maple Antelope and Kindling Speckling


RESERVE AND RESERVE PLUS

Reserve is a distressing technique that features random worm holes, tiny dents and light signs of wear. To this, Reserve Plus adds random rasped corners and edges, mars, splits and small dents. Both mimic the appearance of imperfections that make sentimental antiques so charming.

RESERVE



RESERVE PLUS




Not available with Brushed Finish, Speckling, or Vintage Plus techniques. Not available on Della door style.

Mohair Vintage and Maple Jet Vintage

VINTAGE AND VINTAGE PLUS

Vintage is a subtle technique featuring a continuous, light sand-through along sharp profiles to highlight each door and drawer front. Sand-through may vary in thickness around the perimeter of a single door and throughout the kitchen. Vintage Plus is a more aggressive, RANDOM sand-through technique varying the number of corners and raised profiles receiving burnished sand-through and the sanding of sharp profiles. The worn edges will vary within individual doors and throughout the entire room.

VINTAGE



Light sand-through

VINTAGE PLUS



Aggressive sand-through

Not available on Unfinished, Natural, Natural Coffee Highlight, Natural Espresso Highlight, Turquoise Rust, or Weathered Jet. Not available with the Brushed Finish, Speckling, or Reserve techniques. Not available on Della door style.

Mohair Vintage Plus and Maple Jet Vintage Plus



To see more door styles and finishes, visit
decoracabinets.com/products

Styles, product availability and construction may vary slightly from those shown in this book due to material availability and/or design evolution. Specifications are subject to change without notice. Customer service is available if your design requires verification of product availability and specifications.

Please note that paints featuring the same color name as your cabinetry are not guaranteed to be an exact color match. When seeking to match the color of your Decorá Cabinetry, take a cabinet door to your nearest Sherwin-Williams paint store to be color matched to reduce the likelihood of color variation. Exact color matching is not guaranteed, and MasterBrand Cabinets is not responsible for color discrepancies.

Product photography and illustrations have been reproduced as accurately as printing technologies permit. To ensure highest satisfaction, we strongly recommend you view an actual sample for best color, wood grain and finish representation.

Decorá® has a Limited Lifetime Warranty.

For terms and conditions, please visit: decoracabinets.com/warranty

Front cover image: Thea inset beaded Maple Cozy, Westhighland White and Quartersawn Oak Cello

Back cover image: Russell Maple Lyrical and Eva



decoracabinets.com
#DecoráCabinets
© 2023 MasterBrand Cabinets LLC
All rights reserved.